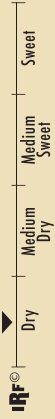


FARM 1805 ESTD

FULKERSON WINERY

SYRAH ROSÉ

Our 2.88 acres of Syrah planted in 2014, is one of the largest plantings in New York of this early ripening, vigorous variety. This bright and crisp rosé exhibits aromas of berries and red fruit with a pleasing, balanced finish.



Pairing



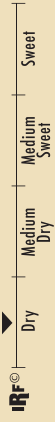
Riesling

FARM 1805 ESTD

FULKERSON WINERY

SYRAH ROSÉ

Our 2.88 acres of Syrah planted in 2014, is one of the largest plantings in New York of this early ripening, vigorous variety. This bright and crisp rosé exhibits aromas of berries and red fruit with a pleasing, balanced finish.



Pairing



Riesling

FARM 1805 ESTD

FULKERSON WINERY

SYRAH ROSÉ

Our 2.88 acres of Syrah planted in 2014, is one of the largest plantings in New York of this early ripening, vigorous variety. This bright and crisp rosé exhibits aromas of berries and red fruit with a pleasing, balanced finish.



Pairing



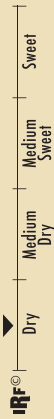
Riesling

FARM 1805 ESTD

FULKERSON WINERY

SYRAH ROSÉ

Our 2.88 acres of Syrah planted in 2014, is one of the largest plantings in New York of this early ripening, vigorous variety. This bright and crisp rosé exhibits aromas of berries and red fruit with a pleasing, balanced finish.



Pairing



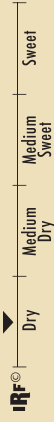
Riesling

FARM 1805 ESTD

FULKERSON WINERY

SYRAH ROSÉ

Our 2.88 acres of Syrah planted in 2014, is one of the largest plantings in New York of this early ripening, vigorous variety. This bright and crisp rosé exhibits aromas of berries and red fruit with a pleasing, balanced finish.



Pairing



Riesling

FARM 1805 ESTD

FULKERSON WINERY

SYRAH ROSÉ

Our 2.88 acres of Syrah planted in 2014, is one of the largest plantings in New York of this early ripening, vigorous variety. This bright and crisp rosé exhibits aromas of berries and red fruit with a pleasing, balanced finish.



Pairing



Riesling