


FARM 1805 ESTD

# FULKERSON WINERY

## PINOT NOIR

Grown on a mix of sand and clay soils, this Pinot truly expresses the “terroir” of the Finger Lakes.

On the nose, sweet vanilla with hints of soft, smoky sweetness. Flavors of smooth sweet cherry lead to strong tannins with a smooth, fruit-driven structure.



Pairing



65-70°



Pinot Noir


FARM 1805 ESTD

# FULKERSON WINERY

## PINOT NOIR

Grown on a mix of sand and clay soils, this Pinot truly expresses the “terroir” of the Finger Lakes.

On the nose, sweet vanilla with hints of soft, smoky sweetness. Flavors of smooth sweet cherry lead to strong tannins with a smooth, fruit-driven structure.



Pairing



65-70°



Pinot Noir


FARM 1805 ESTD

# FULKERSON WINERY

## PINOT NOIR

Grown on a mix of sand and clay soils, this Pinot truly expresses the “terroir” of the Finger Lakes.

On the nose, sweet vanilla with hints of soft, smoky sweetness. Flavors of smooth sweet cherry lead to strong tannins with a smooth, fruit-driven structure.



Pairing



65-70°



Pinot Noir

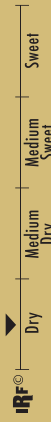
FARM 1805 ESTD

# FULKERSON WINERY

## PINOT NOIR

Grown on a mix of sand and clay soils, this Pinot truly expresses the “terroir” of the Finger Lakes.

On the nose, sweet vanilla with hints of soft, smoky sweetness. Flavors of smooth sweet cherry lead to strong tannins with a smooth, fruit-driven structure.



Pairing



65-70°



Pinot Noir

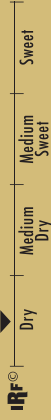
FARM 1805 ESTD

# FULKERSON WINERY

## PINOT NOIR

Grown on a mix of sand and clay soils, this Pinot truly expresses the “terroir” of the Finger Lakes.

On the nose, sweet vanilla with hints of soft, smoky sweetness. Flavors of smooth sweet cherry lead to strong tannins with a smooth, fruit-driven structure.



Pairing



65-70°



Pinot Noir


FARM 1805 ESTD

# FULKERSON WINERY

## PINOT NOIR

Grown on a mix of sand and clay soils, this Pinot truly expresses the “terroir” of the Finger Lakes.

On the nose, sweet vanilla with hints of soft, smoky sweetness. Flavors of smooth sweet cherry lead to strong tannins with a smooth, fruit-driven structure.



Pairing



65-70°



Pinot Noir